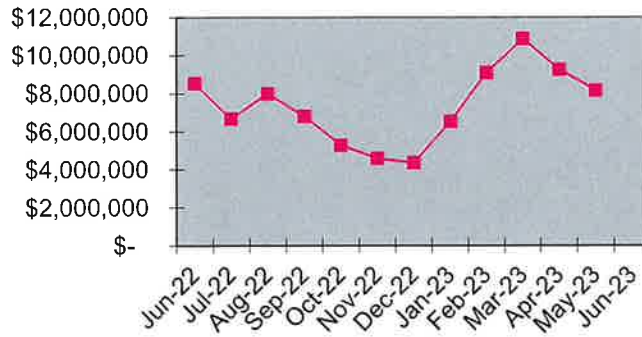


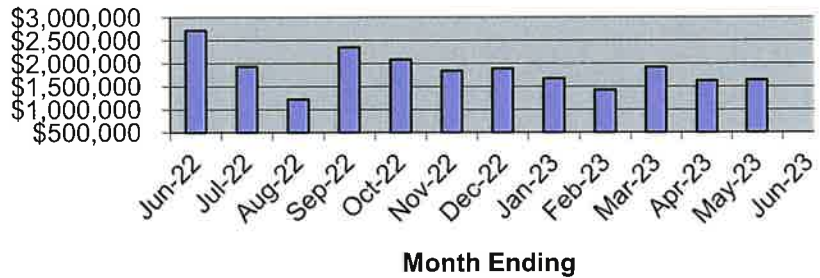
**River Valley School District  
Board Financial Report  
May 2023**

<b>Month End Cash Balance</b>	
	Actual
Jun-22	\$ 8,508,305
Jul-22	\$ 6,654,191
Aug-22	\$ 7,981,720
Sep-22	\$ 6,790,079
Oct-22	\$ 5,262,230
Nov-22	\$ 4,575,311
Dec-22	\$ 4,335,423
Jan-23	\$ 6,508,540
Feb-23	\$ 9,067,888
Mar-23	\$ 10,866,602
Apr-23	\$ 9,244,853
May-23	\$ 8,147,776
Jun-23	
<b>Checks</b>	
	\$ Amount
Jun-22	\$ 2,719,282
Jul-22	\$ 1,939,133
Aug-22	\$ 1,219,372
Sep-22	\$ 2,356,330
Oct-22	\$ 2,084,509
Nov-22	\$ 1,840,426
Dec-22	\$ 1,889,751
Jan-23	\$ 1,681,229
Feb-23	\$ 1,428,081
Mar-23	\$ 1,916,101
Apr-23	\$ 1,628,508
May-23	\$ 1,641,791
Jun-23	
<b>Revenues</b>	
	\$ Amount
Jun-22	\$ 2,197,060
Jul-22	\$ 224,981
Aug-22	\$ 3,024,311
Sep-22	\$ 1,048,562
Oct-22	\$ 113,308
Nov-22	\$ 109,683
Dec-22	\$ 1,675,449
Jan-23	\$ 3,710,209
Feb-23	\$ 4,033,019
Mar-23	\$ 2,921,960
Apr-23	\$ 470,413
May-23	\$ 554,715
Jun-23	

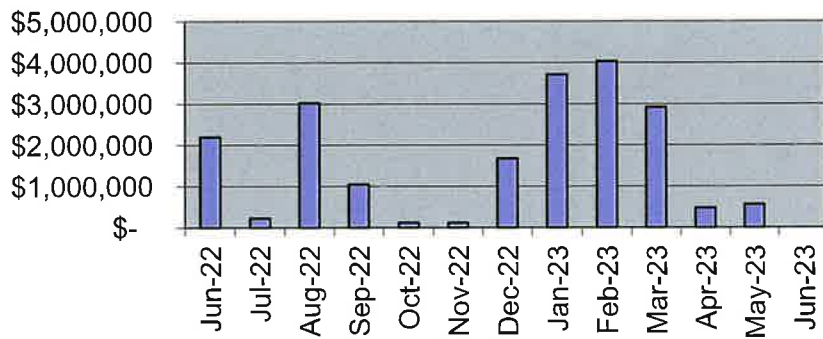
**Actual Cash Balance**



**Check Disbursements**



**Revenues**



**May 2023**

**The Peoples Community Bank**

Beginning Balance	\$	2,481,508.85
ADD: Total Credits	\$	91,067.45
LESS: Total Debits	\$	1,641,790.86
	\$	<u>930,785.44</u>

**Local Government Investment Pool**

#1 (general account)	\$	7,216,990.82
#2 (fund 49 - building fund)	\$	639,768.13
#3 (fund 39 - debt service)	\$	-
#4 (Misc. Project)	\$	-

Subtotal \$ 7,856,758.95

**LESS: Short term loan**

\$ -

Ending Balance \$8,787,544.39